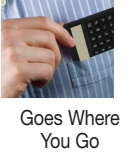




Measure virtually anything!



Turn on. Pull the string. Read the screen!

Easy to save 3 measurements.
No need to write them down.



Try it now in the package!

Lock For String
Pull it backwards to lock for a quick mark.

LED Light (button)
Push the **ORANGE** button down for light.

CALC / MEAS
BLUE button will toggle between a calculator and measuring device.

1/H, 2/W & 3/D
These 3 handy buttons allow you to **SAVE** your measurements in the memory of the calculator. This way you don't have to write them down.



in/mm
YELLOW button will toggle between inches and millimeters. (See user guide on how to change this.)

To Turn On
Press **GREEN** button for 2 seconds. This way it won't come on in your pocket.

Bubble Level
Works great for those times when you need a level for hanging a picture or shelf.



Instructions:

- 1** HOLD button for 2 seconds
- 2** PRESS button
- 3** PULL the string.

Jeff Freed
CEO/President
3775 EP True Pkwy Suite 252
West Des Moines, IA 50265

P: 515-991-2713
F: 515-864-0157
E: Jeff@PocketWorkMate.com
W: www.PocketSmartString.com